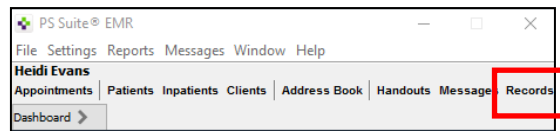
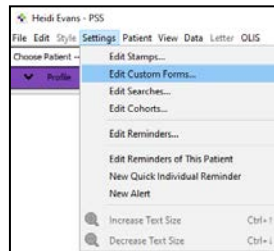


Import the Custom Form into PS

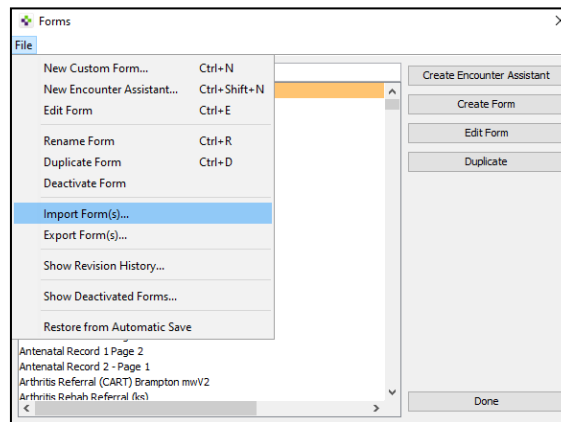
1. Open PS and select Records on the main dashboard



2. In the Records window, select Settings -> Edit Custom Forms



3. Select File -> Import Form(s)



4. Locate the downloaded cfm file and click "Choose".

